

# Meet the Teacher Autumn 2022





Welcome to year 2  
Stoney Class



## Year 2, Stoney class Team

Mrs Ashley Carroll - Class teacher


Mrs Shukri Ahmed - Teaching Assistant



PPA Cover

Miss Tanswell teaches PSHE and Mr Osborne teaches PE on Friday afternoons.

# Daily Routines




- ▶ Classroom doors are opened at 8:40am.
- ▶ The children come in, wash hands and complete a morning activity (maths, handwriting, English).
- ▶ Register is taken at 8.50am and lessons start at 9am.
- ▶ Morning break - 10:15 - 10:30
- ▶ Fruit or vegetables only for morning snack please.
- ▶ We are a water only school.
- ▶ Break for lunch from 11:30 - 12:30. Lunches are eaten in the hall.
- ▶ End of day routine/collection - please notify school about anyone different picking up.

2C timetable

Session	Monday	Tuesday	Wednesday	Thursday	Friday
8:40 – 8:55	Morning Work / Registration	Morning Work / Registration	Morning Work / Registration	Morning Work / Registration	Morning Work / Registration
8:55 – 9:00					
9.00 – 9.30	Whole School Assembly 9.20 – 9.50 Phonics	Phonics	Phonics	Phonics	Celebration Assembly
9.30 – 10.15	English	English	English	English	English
10:15 – 10:30	Break	Break	Break	Break	Break
10.30 – 11.30	Maths	Maths	Maths	Maths	Maths
11:30 – 12:30	Lunch	Lunch	Lunch	Lunch	Lunch
12.30 – 12.45	HFW Spelling – Year 1 No Nonsense Spelling – Year 2	HFW Spelling – Year 1 No Nonsense Spelling – Year 2	HW Spelling – Year 1 No Nonsense Spelling – Year 2	HFW Spelling – Year 1 No Nonsense Spelling – Year 2	Phonics (12.30 – 1.00)
					HFW Spelling – Year 1 No Nonsense Spelling – Year 2 (1.00 – 1.15)
12.45 – 13.45	Science	Art	Computing	Humanities	PPA cover – PE and RE
13.45 – 14.00	Handwriting	Handwriting	Handwriting	Handwriting	Handwriting
14.00 - 15.00	Science	RE and Music	PE	Humanities	PPA cover – PE and PSHE
15.00 – 15:15	RFP	RFP	RFP	RFP	RFP
15:15	End of the Day	End of the Day	End of the Day	End of the Day	End of the Day

# PE



- Wednesday and Friday
- PE Kit must be in school
- No earrings (children must remove themselves). No taping allowed.
- If unable to participate - will complete work in another class.

# High expectations for all in all aspects of school life

*Behaviour*

*Reading at home*

*Handwriting*

*Uniform*

*Attendance and punctuality*



*Basic Skills*

*Presentation*

*Homework completion*





# Uniform


- ▶ All items need to be clearly named.
- ▶ Be smart, shirts tucked in.
- ▶ No jewellery please.
- ▶ Earrings must be removed for PE (no tape). They cannot be removed by adults in school.
- ▶ Jumpers and cardigans . No hoodies (only for PE.)
- ▶ P.E kit - indoor and outdoor.
- ▶ Black shoes - no trainers.
- ▶ Uniform list - see the office/website.







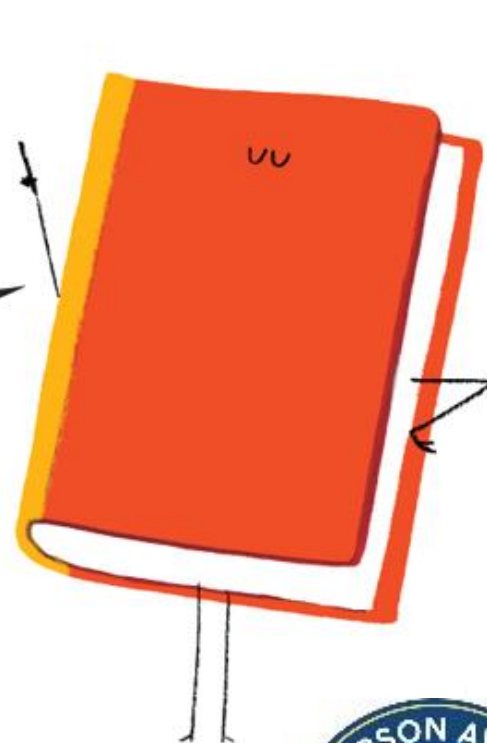
The more you read,  
the more you know.....



# Reading

- ▶ Reading is vital!
- ▶ Reading activities take place in school daily.
- ▶ Books and reading journals must be in school every day
- ▶ Children must read every day.
- ▶ Please make comments in reading journals.








# Homework

- ▶ Homework completion is essential.
- ▶ English and maths and reading - set on a Friday.
- ▶ Some homework may be set online - TTRockstars and Sumdog.
- ▶ Homework must be returned to school by the following Wednesday.
- ▶ Please encourage and support your child.



# Homework expectations by year group




Year group	Expectation
<b>Nursery/Reception</b>	<ul style="list-style-type: none"> <li>• sharing books/daily reading</li> <li>• learning key words and engaging with a weekly topic related task (often in the form of a speaking and listening activity).</li> </ul>
<b>Year 1</b>	<ul style="list-style-type: none"> <li>• daily reading</li> <li>• maths recall sheets</li> <li>• handwriting activity</li> </ul>
<b>Year 2</b>	<ul style="list-style-type: none"> <li>• daily reading</li> <li>• maths recall sheets</li> <li>• handwriting activity</li> <li>• English basic skills activity</li> </ul>
<b>Year 3</b>	<ul style="list-style-type: none"> <li>• daily reading</li> <li>• weekly times tables</li> <li>• maths recall sheets</li> <li>• handwriting activity- joining letters</li> <li>• English basic skills activity, including spellings</li> </ul>
<b>Year 4</b>	<ul style="list-style-type: none"> <li>• daily reading</li> <li>• weekly times tables</li> <li>• maths recall sheets</li> <li>• handwriting activity- joining letters</li> <li>• English basic skills activity, including spellings and comprehension activity</li> </ul>
<b>Year 5</b>	<ul style="list-style-type: none"> <li>• daily reading, weekly</li> <li>• weekly times tables</li> <li>• maths recall sheets</li> <li>• English basic skills activity, including spellings and comprehension activity</li> </ul>
<b>Year 6</b>	<ul style="list-style-type: none"> <li>• daily reading</li> <li>• weekly times tables</li> <li>• maths recall sheets</li> <li>• reading comprehension activity</li> <li>• CGP activity maths</li> <li>• CGP activity Spelling, grammar and punctuation</li> </ul>



**NO  
PHONE  
ZONE**

Mobile  
phones must  
not be used  
within the  
school  
grounds.



# Parent Participation

- ▶ Read with children at home
- ▶ Support with homework completion
- ▶ Ensure children are equipped for each day
- ▶ Reinforce expectations
- ▶ Keep up to date via the newsletter (mufti days, cake events etc).
- ▶ Event attendance



# Parent Participation

## A warning about maths methods!



- ▶ Maths methods taught in each year group vary.
- ▶ Methods may be different to the methods you routinely use.
- ▶ There will be further information about methods early this term so you can support your children effectively at home.
- ▶ If you need help, please ask.



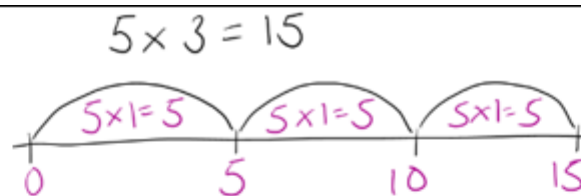
<p><b>Add numbers including 3 one-digit numbers, a two-digit number and 1s, a two-digit number and 10s, 2 two-digit numbers</b></p> <ol style="list-style-type: none"> <li>1) Add three 1-digit numbers (with explicit number bonds to 10)</li> <li>2) Add three 1-digit numbers (without explicit number bonds to 10)</li> <li>3) Add 2-digit and 1-digit numbers</li> <li>4) Add two 2-digit numbers</li> </ol>	<p>Number Lines</p>	<div data-bbox="884 125 1489 301"> <p>A number line starting at 38, with a jump of +20 to 58, and a final jump of +7 to 65.</p> </div> <div data-bbox="1522 118 1765 151"> <p>Example <math>38 + 27</math></p> </div>
---	---------------------	---

<p><b>Year 2</b></p>	<p><b>Subtract numbers including a two-digit number and 1s, a two-digit number and 10s, 2 two-digit numbers</b></p> <ol style="list-style-type: none"> <li>1) Subtract 1-digit from 2-digit numbers (not bridging 10)</li> <li>2) Subtract 1-digit from 2-digit numbers (bridging 10)</li> <li>3) Subtract two 2-digit numbers</li> </ol>	<p>Number Lines</p>	<div data-bbox="678 654 1593 853"> <p>Two number lines are shown. The first starts at 28 and has jumps of +2 to 30, +30 to 60, and +5 to 65. The second starts at 65 and has jumps of -8 to 57 (circled) and -20 to 37 (circled).</p> </div> <div data-bbox="1624 661 1760 694"> <p>E.g. <math>65 - 28</math></p> </div>
----------------------	---	---------------------	--

**Calculate mathematical statements for multiplication within the 2,5 and 10 multiplication tables**

- 1) Fluency in the x2 multiplication table
- 2) Fluency in the x10 multiplication table
- 3) Fluency in the x5 multiplication table

Number Lines



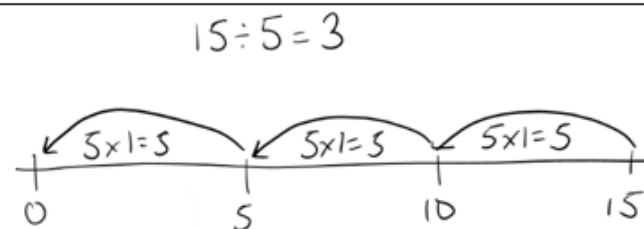
E.g.  $5 \times 3$

**Year 2**

**Calculate mathematical statements for division within the 2,5 and 10 multiplication tables**

- 1) Fluency in the inverse x2 multiplication table
- 2) Fluency in the inverse x10 multiplication table
- 3) Fluency in the inverse x5 multiplication table
- 4) Write mathematical division statements for the 2,5 and 10 multiplication tables

Number Lines



E.g.  $15 \div 5$

# Contact and Communication

- ▶ Open door policy.
- ▶ The class teacher is **always** your first point of contact for any issues or questions.
- ▶ If you need to speak to the class teacher in detail, please book an appointment as time at drop off/collection is limited.
- ▶ Contact teachers or other staff via the Stimpson Avenue Academy office email address.
- ▶ Curriculum news provides an overview for every half term.
- ▶ Notes in Reading Journals.
- ▶ Weekly school newsletters.
- ▶ School website.



# Any Questions

how  
where  
when  
why  
what  
whose  
who

